





In a world  
obsessed with doing more,  
we invite you to

UNDO®

Now more than ever,  
we need to  
take care of ourselves and  
NOT DO anything from  
time to time.

It transforms  
how we feel and  
how we feel about  
our world.

Not doing  
*never felt so good.*

**Innovation born out of love**

When Ken Jacuzzi, age 2, was diagnosed with rheumatoid arthritis, his father invented the world's first at-home pump to provide pain-relieving hydromassage. From that moment forward, Jacuzzi has introduced the power of hot, bubbly water into millions of homes around the world.






**Built with the same care today**

Through decades of research and development, Jacuzzi has created breakthrough products that engage the senses, nurture the body, and restore the mind like no other. Now comes the latest wave of innovations—Jacuzzi® SmartTub®, Red Light and Infrared therapy.

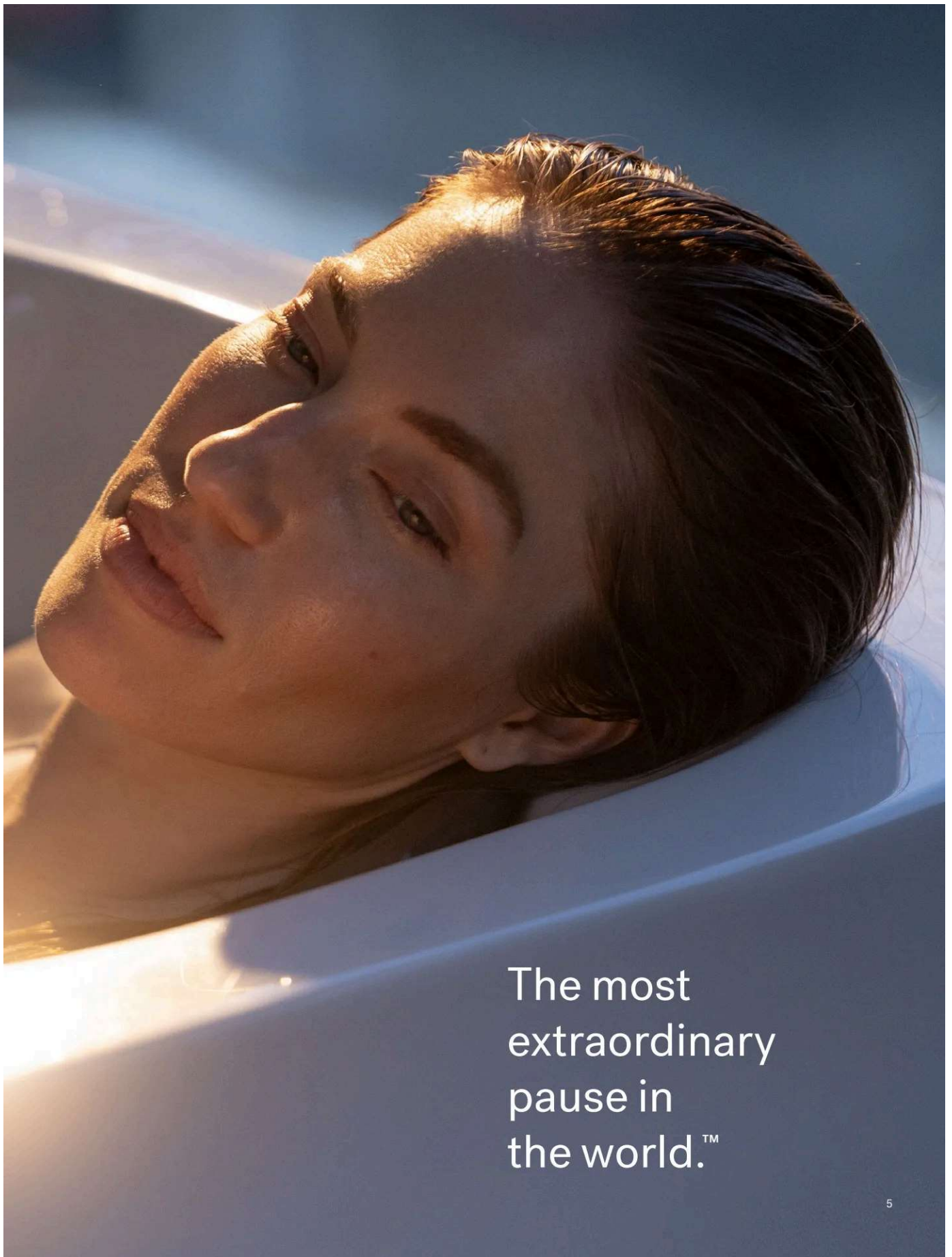
Jacuzzi® Brand products are designed to restore balance and heighten the joys and benefits of hydromassage. Our products are enjoyed in more than 100 countries worldwide, and are manufactured by thousands of employees in five countries.





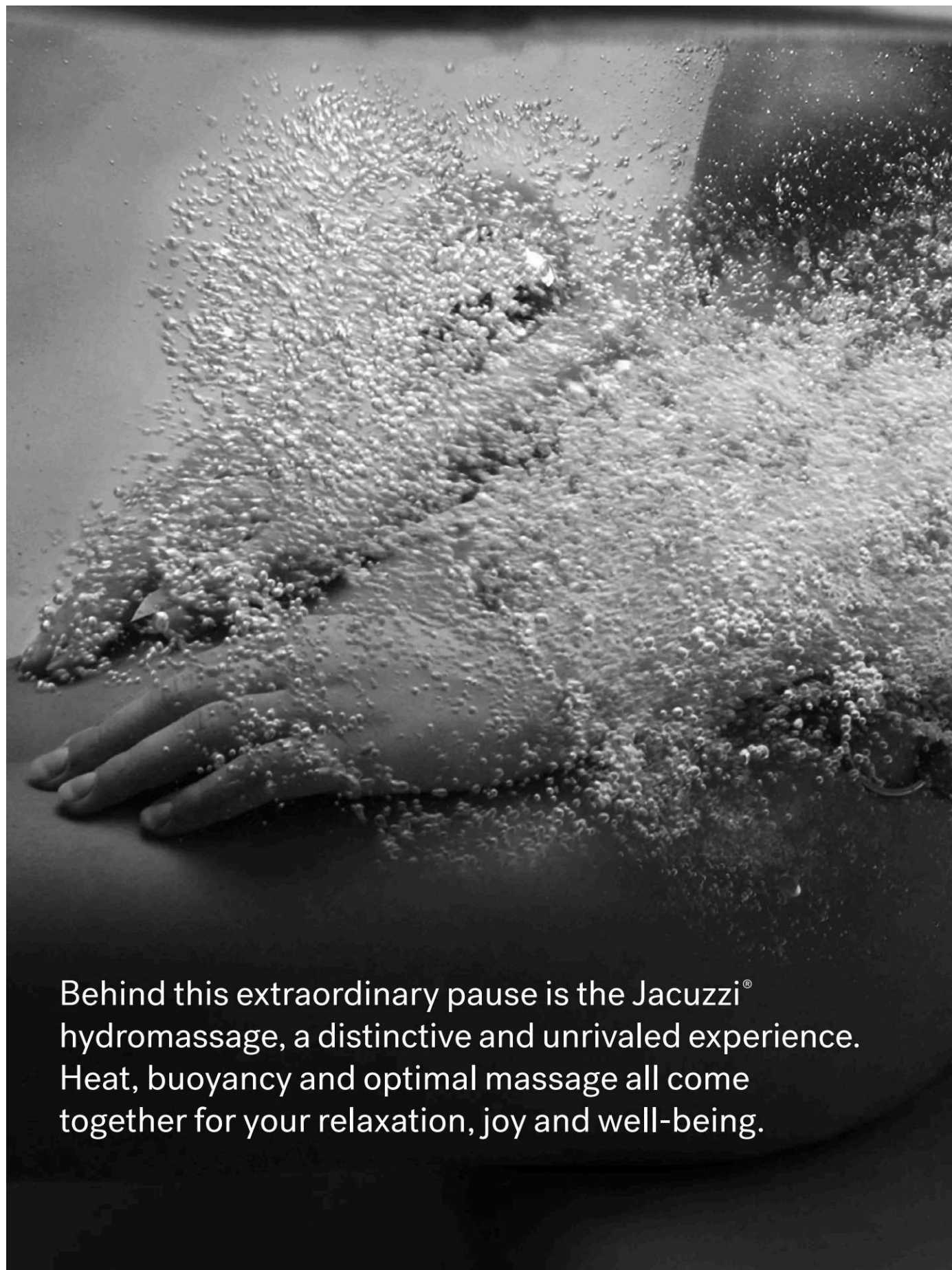






The most  
extraordinary  
pause in  
the world.™

5



Behind this extraordinary pause is the Jacuzzi® hydromassage, a distinctive and unrivaled experience. Heat, buoyancy and optimal massage all come together for your relaxation, joy and well-being.



**Heat**

Dilates blood vessels to increase blood flow, delivering more oxygen to the muscles.

**Buoyancy**

Creates weightlessness and 360 degrees of support, relieving pressure on joints, muscles, and nerves.


**Optimal Massage**

Boosts circulation and releases endorphins, providing relaxation from head to toe.

7

### Designed to fit you

By studying human dimensions, we design hot tubs based on the average proportions of 90% of the population, ensuring your hot tub conforms to you. Our seats are sculpted with an ergonomic focus to cradle the contours of the body. Specialized Jacuzzi® PowerPro® Jets – recessed for your complete comfort – are thoughtfully positioned to effectively target key muscles.





Heavy duty, light touch

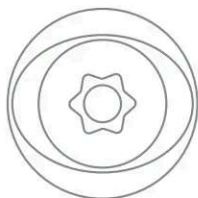
Aqualibrium® is the perfect balance of air and water. Jacuzzi® jets are developed with an emphasis on a 360-degree air induction to provide a unique high-volume, low-pressure massage. It has the power to bring deeper, more intense massage in a gentle way.



## You do you

We realize everyone likes their massage a little different. A Jacuzzi® hot tub lets you pinpoint the intensity of every touchpoint. The strategically placed jets target specific muscle groups, while a customizable flow and feel at each jet puts complete control at your fingertips. Individual seat air control lets you dial the air and water power up or down, delivering the right massage pressure for your needs.

Different muscle groups demand different types of massage action. Versatile Jacuzzi® PowerPro® Jets deliver a range of massages, from robust and stimulating to gentle and rejuvenating, for targeted relief anywhere you need it.

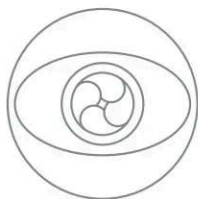


### MX

The original performance therapy jet that started it all

— Completely adjustable nozzle with a 60-degree range of focus

— Produces bold high volume massage action



### FX

Exclusive spiral design focuses on smaller muscle groups

— Stimulates pressure points in the shoulders, back and feet

— Spiral flow drives energetic impact

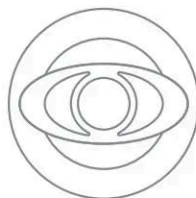


### PX

Provides relief to pressure points on the hands

— Gently pulses on palms and wrists

— Can soothe discomfort in the hands and wrists

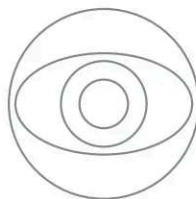


### RX

A powerful steady pulse against large portions of the back

— Focuses on middle and upper back muscle tension relief

— Full coverage massage

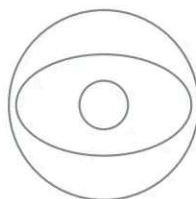


### NX

Highly focused stream of water targeting the neck

— Massages tension and strain in the sensitive neck area

— Personalize the massage direction by moving the nozzle

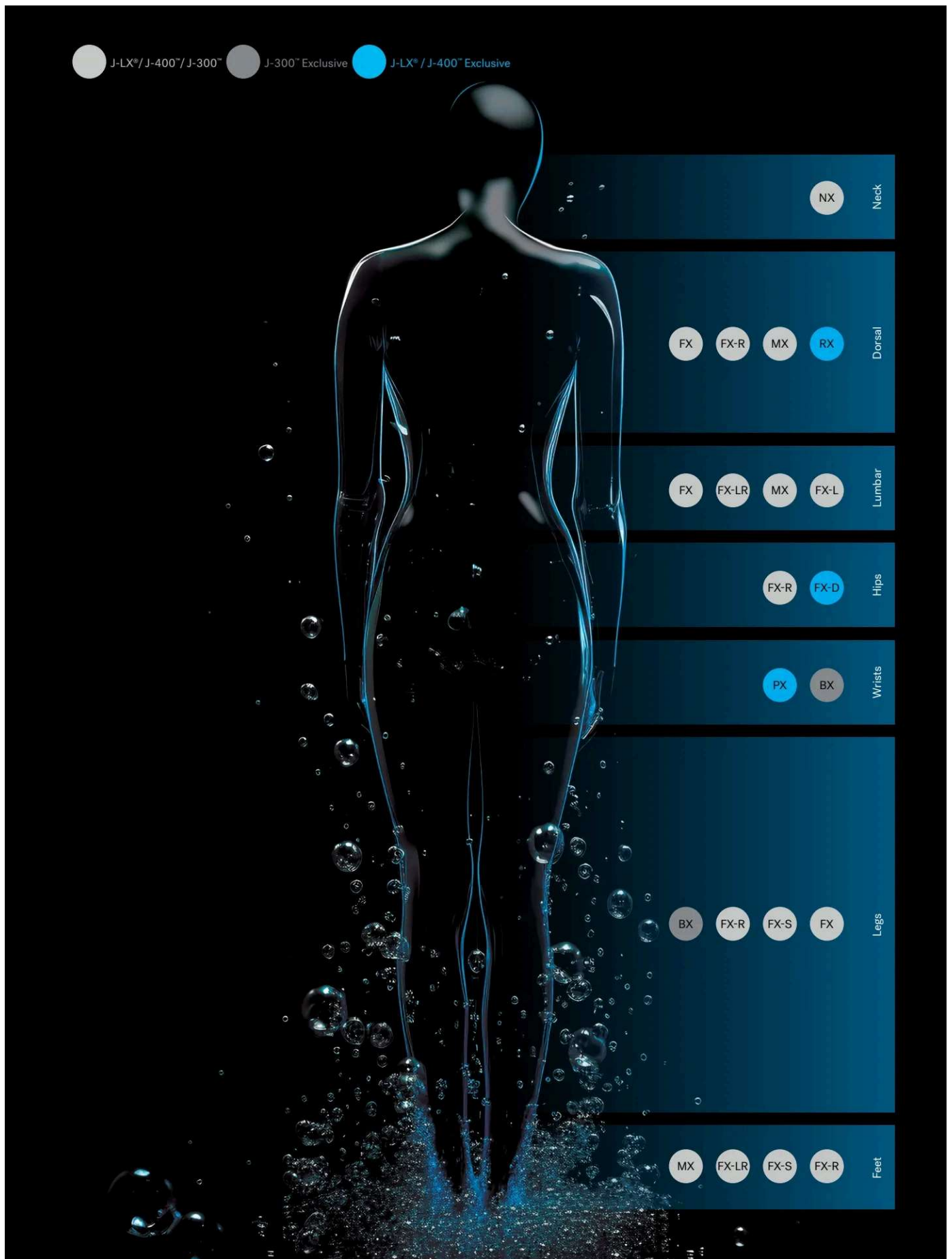


### BX

Highest air to water ratio in our collection

— Patented design developed to reinvigorate leg muscles





## Please, be seated

Decades of expertise drive the Jacuzzi® hot tub design process to deliver personalized comfort. The collection of seats in every Jacuzzi® hot tub facilitates full-body hydromassage while balancing the flow to each seat for the best experience.

Seats are complemented by jets on the calves and in the foot dome to lift the weight of the day. Smooth surfaces and soft sculpting make it easy to move freely to enjoy all of the seats. Every Jacuzzi® hot tub is expertly engineered to nurture your well-being to the core.



### MX Therapy Seat

#### The Original in Low-Back Relief

Ease into this deeply contoured seat to release tension in the lower back with a high-volume, low-pressure massage. Maximized air output delivers a soothing deep tissue massage. Paired with neck jets for a fully relaxing experience.



### RX Therapy Seat

#### Comforting Back and Shoulder Relief

A ring of spinning RX Jets targets key back and shoulder muscles, drawing on the highest performance hydromassage from the Jacuzzi® Brand to soothe stiff muscles and release tension. Neck jets complement the massage for extra relief.



### FX Therapy Seat

#### Full Coverage Neck, Shoulder and Back Relief

A collection of 10 to 12 FX Jets deliver a stimulating, spiral-action deep tissue massage to relieve aches from the neck and shoulders through the entire back. Pressure is adjustable for a personalized massage. The J-300™ models feature the Hydrossoothe® neck-massaging pillow.



### ProAir™ Lounge

#### Full-Body Relief

Designed to distribute body weight evenly for a comprehensive massage. The ProAir™ Lounge eases tension in the shoulders and back by combining FX and FX-R rotational jets along the center of the back. Exclusive BX Jets target the calves with an invigorating, bubbly massage and FX Jets penetrate the muscles of the feet with therapeutic relief.

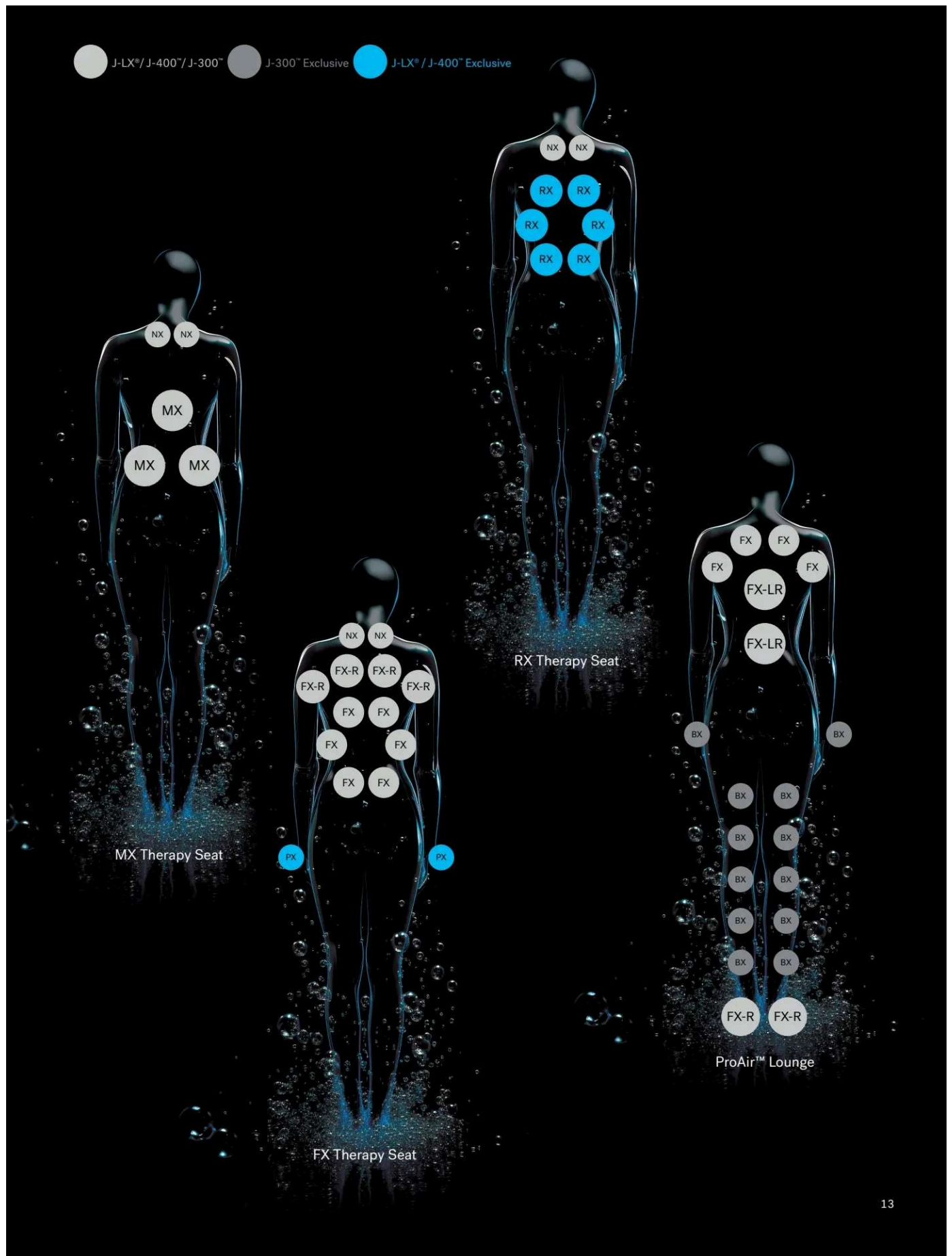


### Foot Dome

#### Overall Tension Relief

A targeted reflexology massage increases energy, boosts circulation and stimulates nerve function throughout the body. This tension-relieving action induces a deep state of relaxation while keeping you in the perfect position.





### A new frontier in wellness

Jacuzzi is the first and only brand to offer Infrared and Red Light therapy across a range of wellness products, from saunas, to swim spas, to hot tubs. Premiering in the J-LX® Collection, the FX-IR Seat combines patented Infrared and Red Light therapy with hydromassage for unmatched rejuvenation.

The therapeutic benefits of hydrotherapy

The rejuvenating power of Infrared

The regenerative qualities of Red Light

All working together deep beneath the skin's surface



#### Rejuvenation Meets Relaxation

The rejuvenating powers of Infrared and Red Light therapy work together deep beneath the skin's surface to relieve pain, improve range of motion, and reach a state of mindfulness.

#### Effortless


Only Jacuzzi offers the joys and benefits of hydrotherapy, Infrared and Red Light therapy, effortlessly ready when you are.

#### Peace of Mind

Founded in research, you can be confident using IR and Red Light therapy to enhance your relaxation.





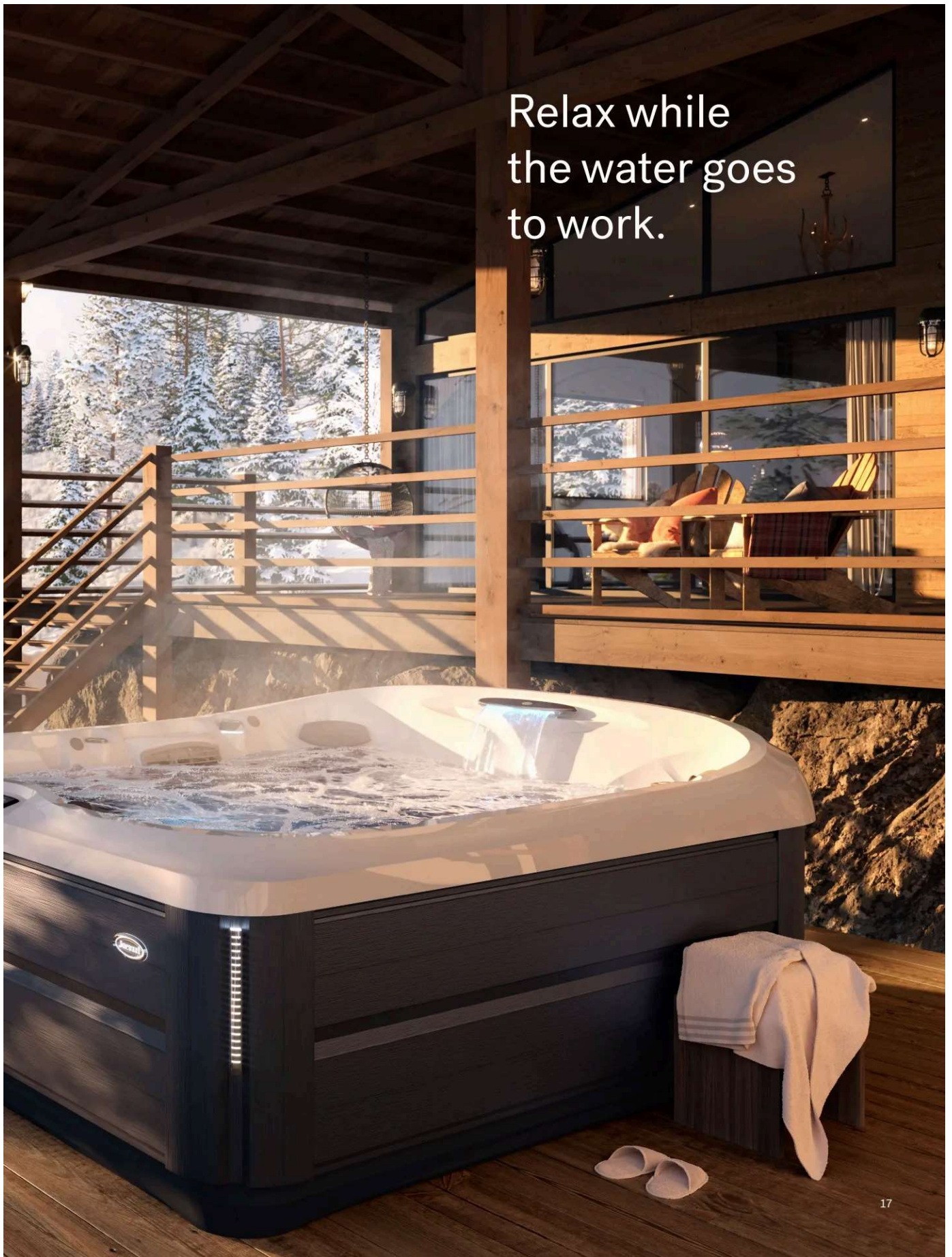









Relax while  
the water goes  
to work.



17







### 5-Stage\*\* filtration process

Cleaner\* water means fewer water changes and less effort for you.

### Clean\* water, less effort

We've combined ozone and UV-C technology to provide a hands-free approach to water care. CLEARRAY Active Oxygen® System works harder to clean\* the water longer. Ozonated water is exposed to a UV-C bulb to energize the molecules, unlocking Active Oxygen to clean\* more so you clean less.

#### Stages 1 and 2

The skimmer and unique mesh ProCatch® bag work together to clean the water surface and trap large debris for easy removal.

#### Stage 3

This exclusive system features a 60 sq ft ProClear® filter connected directly to a ProStream™ filtration pump that filters an incredible 35 gallons per minute, giving you clean water faster.

#### Stage 4

The ProClarity® polishing filter polishes the water down to a 3 micron level.

#### Stage 5

The second 60 sq ft ProClear® filter activates and cleans when you are using the hot tub. This doubles the filtration when you need it most.

UV-C technology is standard on all models

\*Clean is defined as the removal of microscopic (down to 3 micron level, varies by model) debris from the water. The CLEARRAY® Active Oxygen® System utilizes various technologies to achieve cleanliness. One of them is ozone, which aids in the grouping of smaller debris to form larger clusters that can be more easily captured in the filtration process.

\*\*Stages of filtration may vary by collection.

19

### The serenity is in the details

We design spas that perform for years with minimal care. Durable, reliable and designed with you in mind, from the materials chosen to the performance you expect.

---

#### ProFusion™ Shell

Highest quality acrylic, a bonded vapor barrier and a resin composite are layered together for ultimate durability, creating an inseparable bond that stands up to heat and cold.

---

#### Tool-Free Cabinetry

Fade-resistant, maintenance-free cabinetry withstands heat and cold and stays beautiful longer.

---

#### High-Performance Energy-Saving Insulation

All Jacuzzi® hot tubs exceed the California Energy Commission standards for spa energy consumption. Our insulation completely surrounds the shell and fills the cabinet. This lowers operating costs, ensures quieter operation and is reliable in the coldest climates.

---

#### Propolymer Base

A rugged protective barrier insulates the spa from the foundation. The durable ABS-formed foundation protects components from moisture and the elements while adding structural strength.



**ProLast™ Cover**

Lock heat in with our durable UV-stable, woven polyester outer fabric and EPS foam core. Our ProLast™ cover protects your spa for years to come. It creates a vacuum seal around the sculpted shell to retain heat and maintain water temperature longer for lower operating costs.

**Cascading Waterfall**

An elevated, independent water feature that amplifies ambiance with soothing sound.



### Peace of mind from anywhere

Our patented, industry-first SmartTub® system provides remote monitoring and control through phones, smart devices, and Siri® and Alexa® wearables anywhere in the world.\* All with software updates and a cellular connection that's simpler and more reliable than Wi-Fi. Enjoyment made easy.

### Energy Savings

Smart technology lets you optimize energy savings with industry-first Smart Heat Mode, which monitors, schedules, and adjusts energy usage. Automation reduces standby power by 25%.

### Convenience

Track energy usage reports, pair with smart devices, and enjoy new features updated automatically.

### Full Control

Adjust temperature, jets, and lights, and lock down your hot tub to prevent usage, whether home or away.

### Peace of Mind

Smart sensors send automatic alerts to you and your dealer if your hot tub needs attention, such as for power outages, freezing, or overheating.

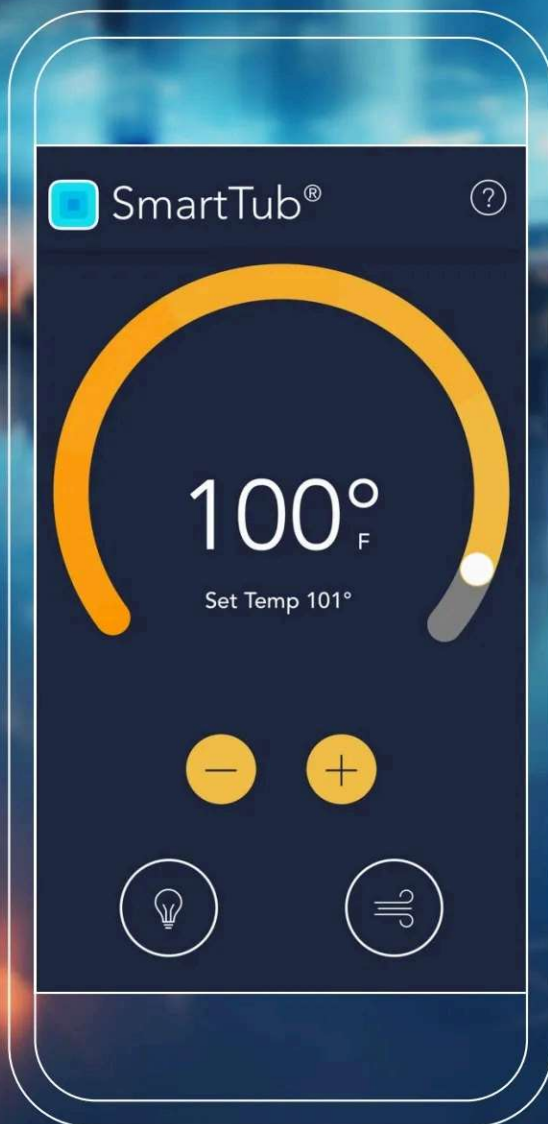


\*Amazon, Alexa, Google, Google Assistant, Apple and Siri are trademarks and registered trademarks of their respective owners.



Actual SmartTub® owner's review


“I keep the temp low (96°)  
when I'm out of town and just click the  
app on the way from the airport and...  
voila!  
It's 101° when I get home.”






Live in the moments you choose

No matter who you are and how you live, Jacuzzi has the way to UNDO for you. With four hot tub collections and endless ways to customize your hot tub, you can be sure to UNDO the only way you know how.









### J-LX® Collection

Clean, simple lines frame the welcoming water of our newest product family. With our patent-pending IR and Red Light therapy taking hydrotherapy to the next level, we're leading the industry once again by creating the ultimate wellness experience.







J-LX®/J-400™/J-300™

J-300™ Exclusive

J-LX®/J-400™ Exclusive

J-LX® Exclusive



Model  
J-LX®

Seats	Dimensions*	Electrical
6-7	Inches	240VAC 60Hz
	91x91x34	50A/60A
	Centimeters	230VAC 50Hz
	231x231x86	1x32A
Dry Wt.	Total Filled Wt.	Avg Spa Vol.
855 lbs.	4,525 lbs.	440 US Gal.
(388 kg.)	(2,052 kg.)	(1,666 L)

Jets + IR Lights

FX 18

NX 8

FX-LR 5

MX 2

RX 8

IR 2

Model  
J-LXL®

Seats	Dimensions*	Electrical
5-6	Inches	240VAC 60Hz
Lounge	91x91x34	50A/60A
	Centimeters	230VAC 50Hz
	231x231x86	1x32A
Dry Wt.	Total Filled Wt.	Avg Spa Vol.
914 lbs.	4,625 lbs.	330 US Gal.
(415 kg.)	(2,098 kg.)	(1,249 L)

Jets + IR Lights

FX 15

FX-R 4

NX 6

FX-LR 4

MX 4

RX 6

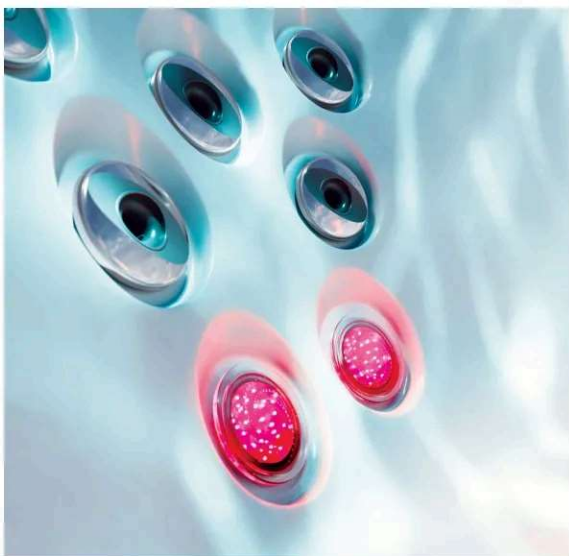
IR 2

\*All hot tub dimensions are shown in: L x W x H.



### IR + Red Light Therapy

The FX-IR Seat offers our most advanced hydrotherapy, combining full-back and neck hydromassage with near Infrared and deep Red Light therapy on the lumbar region of the lower back.



### Full-featured Modern Design

The geometric form enhances your outdoor space with crisp lines and dramatic exterior lighting. Once inside, the gentle waterfall takes over your senses to round out a soothing transformational experience.



### Acrylic Options



Porcelain



Platinum

### ProFinish® Cabinetry



Modern Hardwood



Smoked Ebony



Brushed Gray

### Standard Features


- Jacuzzi® PowerPro® Jets
- Specialty Jacuzzi® PowerPro® RX Jets
- Patent-Pending IR and Red Light Therapy Jets
- Illuminated Infinity Edge Waterfall
- 5-Stage Filtration System
- CLEARARRAY® Active Oxygen® System
- CLEARARRAY® On-demand
- ProStream™ Filtration Pump
- Floating Propolymer Foundation
- Energy Efficient with Multi-Layer Insulation
- ProFinish® Cabinetry
- Tool-Free Cabinetry
- ProLast™ Cover in Black
- Quick Drain System
- Sleek, modern styling
- Premium LED Lighting
- Exterior Lights
- ProTouch™ Control

### Optional Features

- SmartTub® System Compatible
- ProLast™ Extreme Cover

### J-400™ Collection

Elegant design and our most complete hydromassage experience combine to create a retreat like no other. Graceful curves give rise to a high-back design and elevated waterfall that lends a dramatic presence to any space.







J-LX®/J-400™/J-300™

J-300™ Exclusive

J-LX®/J-400™ Exclusive

J-LX® Exclusive



Model

J-495™

Seats 8-9	Dimensions*	Electrical
	Inches 91x110x 37.5-43.5	240VAC 60Hz 50A/60A
	Centimeters 231x279x 95-110.5	230VAC 50Hz 1x32A
Dry Wt. 1,091 lbs. (495 kg.)	Total Filled Wt. 6,679 lbs. (3,030 kg.)	Avg Spa Vol. 500 US Gal. (1,893 L)

Jets

FX-S  
14

FX  
16

FX-R  
4

NX2  
8

FX-LR  
3

MX  
3

RX  
15

PX  
4

FX-D  
4

\*All hot tub dimensions are shown in: L x W x H.





Model  
**J-485™**

Seats <b>6-7</b>	Dimensions*	Electrical
	Inches 91x91x 37.5-43.5	240VAC 60Hz 30A/50A/60A
Dry Wt. <b>916 lbs.</b> (416 kg.)	Centimeters 231x231x 95-110.5	230VAC 50Hz 20A (2 breakers required)
	Total Filled Wt. <b>5,336 lbs.</b> (2,421 kg.)	Avg Spa Vol. <b>435 US Gal.</b> (1,647 L)

Jets



Model  
**J-475™**

Seats <b>6-7 Lounge</b>	Dimensions*	Electrical
	Inches 91x91x 37.5-43.5	240VAC 60Hz 30A/50A/60A
Dry Wt. <b>925 lbs.</b> (419 kg.)	Centimeters 231x231x 95-110.5	230VAC 50Hz 20A (2 breakers required)
	Total Filled Wt. <b>5,387 lbs.</b> (2,444 kg.)	Avg Spa Vol. <b>440 US Gal.</b> (1,666 L)

Jets



J-LX®/J-400™/J-300™

J-300™ Exclusive

J-LX®/J-400™ Exclusive

J-LX® Exclusive



Model  
J-445™

Seats 6	Dimensions*	Electrical
	Inches 84x84x 37.5-43.5	240VAC 60Hz 30A/50A/60A
	Centimeters 213.5x213.5x 95-110.5	230VAC 50Hz 20A (2 breakers required)
Dry Wt. 855 lbs. (388 kg.)	Total Filled Wt. 4,525 lbs. (2,052 kg.)	Avg Spa Vol. 380 US Gal. (1,438 L)

Jets

FX-S  
8

FX  
12

FX-R  
8

NX2  
4

FX-LR  
2

MX  
3

RX  
8



Model  
J-435™

Seats 5-6 Lounge	Dimensions*	Electrical
	Inches 84x84x 37.5-43.5	240VAC 60Hz 30A/50A/60A
	Centimeters 213.5x213.5x 95-110.5	230VAC 50Hz 20A (2 breakers required)
Dry Wt. 822 lbs. (373 kg.)	Total Filled Wt. 4,492 lbs. (2,037 kg.)	Avg Spa Vol. 360 US Gal. (1,363 L)

Jets

FX-S  
10

FX  
9

FX-R  
6

NX2  
6

FX-LR  
6

MX  
3

RX  
8

PX  
2

\*All hot tub dimensions are shown in: L x W x H.



**RX Jets**

Feel a powerful, steady rotation that provides full coverage massage to relieve muscle tension primarily in your middle and upper back.

**High Back and Waterfall**

The elevated backlit waterfall cascades water down your neck and back while adding a breathtaking and soothing ambiance.

**Acrylic Options**

Porcelain



Platinum



Silver Pearl



Monaco



Midnight

**ProFinish® Cabinetry**

Modern Hardwood



Smoked Ebony



Brushed Gray

**Standard Features**

Jacuzzi® PowerPro® Jets  
 Specialty Jacuzzi® PowerPro® FX-D, RX and PX Jets  
 Adjustable Headrests  
 Illuminated Waterfall  
 5-Stage Filtration System  
 CLEARARRAY® Active Oxygen System  
 CLEARARRAY® On-demand  
 ProStream™ Filtration Pump  
 Floating Propolymer Foundation  
 Energy Efficient with Dual Insulation  
 ProFinish® Cabinetry  
 Tool-Free Cabinetry  
 ProLast™ Cover in Black  
 Quick Drain System  
 Distinct High Back Design  
 Premium LED Lighting  
 Illuminated Cup Holders  
 Status Indicator Light  
 Exterior Lights  
 ProTouch™ Control

**Optional Features**

SmartTub® System Compatible  
 ProLast™ Extreme Cover  
 SmartSeal™ Insulation  
 BLUEWAVE® Stereo, Premium Speakers/Amplified Sub-Woofer

### J-300™ Collection

Release yourself from the demands of the day and take pause in the ultimate refuge. Designed to raise your comfort level to new heights, you'll experience the pleasure of industry-leading ergonomic seating and the power of perfectly placed jetting.

# J-300™







J-LX®/J-400™/J-300™

J-300™ Exclusive

J-LX®/J-400™ Exclusive

J-LX® Exclusive



Model  
**J-385™**

Seats <b>6-7</b>	Dimensions*	Electrical
	Inches <b>91x91x37.5</b>	<b>240VAC 60Hz 40A/50A/60A</b>
	Centimeters <b>231x231x95</b>	<b>230VAC 50Hz 17A/13A</b>
Dry Wt. <b>850 lbs. (386 kg.)</b>	Total Filled Wt. <b>5,771 lbs. (2,618 kg.)</b>	Avg Spa Vol. <b>460 US Gal. (1,741 L)</b>

Jets

FX-S  
8

FX  
20

FX-R  
4

NX2  
4

FX-LR  
4

MX  
3

FX-L  
4

BX  
2



Model  
**J-375™**

Seats <b>5-6 Lounge</b>	Dimensions*	Electrical
	Inches <b>91x91x37.5</b>	<b>240VAC 60Hz 40A/50A/60A</b>
	Centimeters <b>231x231x95</b>	<b>230VAC 50Hz 17A/13A</b>
Dry Wt. <b>830 lbs. (376 kg.)</b>	Total Filled Wt. <b>5,667 lbs. (2,571 kg.)</b>	Avg Spa Vol. <b>445 US Gal. (1,685 L)</b>

Jets

FX  
18

FX-R  
6

NX2  
4

FX-LR  
3

MX  
5

FX-L  
2

BX  
12

\*All hot tub dimensions are shown in: L x W x H.





Model  
**J-365™**

Seats <b>6</b>	Dimensions*	Electrical
	Inches 84x91x37.5	240VAC 60Hz 40A/50A/60A
	Centimeters 213.5x231x95	230VAC 50Hz 17A/13A
Dry Wt. 805 lbs. (365 kg.)	Total Filled Wt. 4,975 lbs. (2,257 kg.)	Avg Spa Vol. 395 US Gal. (1,495 L)

Jets



Model  
**J-355™**

Seats 5-6 Lounge	Dimensions*	Electrical
	Inches 84x91x37.5	240VAC 60Hz 40A/50A/60A
	Centimeters 213.5x231x95	230VAC 50Hz 17A/13A
Dry Wt. 813 lbs. (369 kg.)	Total Filled Wt. 4,900 lbs. (1,855 kg.)	Avg Spa Vol. 360 US Gal. (1,363 L)

Jets



J-LX®/J-400™/J-300™

J-300™ Exclusive

J-LX®/J-400™ Exclusive

J-LX® Exclusive



Model  
**J-345™**

Seats	Dimensions*	Electrical
6-7	Inches	240VAC 60Hz
	84x84x36	40A/50A/60A
	Centimeters	230VAC 50Hz
	213.5x213.5x92	17A/13A
Dry Wt.	Total Filled Wt.	Avg Spa Vol.
777 lbs.	4,488 lbs.	345 US Gal.
(352 kg.)	(2,036 kg.)	(1,306 L)

Jets

FX-S  
8

FX  
19

FX-R  
4

FX-LR  
3

MX  
3

FX-L  
2

\*All hot tub dimensions are shown in: L x W x H.



Model  
**J-335™**

Seats	Dimensions*	Electrical
5-6	Inches	240VAC 60Hz
Lounge	84x84x36	40A/50A/60A
	Centimeters	230VAC 50Hz
	213.5x213.5x92	17A/13A
Dry Wt.	Total Filled Wt.	Avg Spa Vol.
764 lbs.	4,684 lbs.	350 US Gal.
(347 kg.)	(2,125 kg.)	(1,325 L)

Jets

FX  
16

FX-R  
4

FX-LR  
4

MX  
2

FX-L  
2

BX  
12





Model  
**J-325™**

Seats  
**4-5**



Dry Wt.  
**619 lbs.**  
(281 kg.)

Dimensions\*  
**Inches**  
84x76x33.5  
  
**Centimeters**  
213.5x193x85

Total Filled Wt.  
**4,372 lbs.**  
(1,983 kg.)

Electrical  
**120VAC 15A**  
or  
**240VAC 60Hz**  
30/40A  
**230VAC 50Hz**  
13A/10A

Avg Spa Vol.  
**335 US Gal.**  
(1,268 L)

Jets



Model  
**J-315™**

Seats  
**2-3**  
Lounge



Dry Wt.  
**531 lbs.**  
(241 kg.)

Dimensions\*  
**Inches**  
66x76x31.75  
  
**Centimeters**  
168x193x80.65

Total Filled Wt.  
**2,866 lbs.**  
(1,300 kg.)

Electrical  
**120VAC 15A**  
or  
**240VAC 60Hz**  
30/40A  
**230VAC 50Hz**  
13A/10A

Avg Spa Vol.  
**210 US Gal.**  
(795 L)

Jets








**Jacuzzi® PowerPro® Jets**

Minimize tension as you maximize propulsion. Up to eight Jacuzzi® PowerPro® Jet varieties deliver a superior hydromassage.

**Hydrosoothe® Pillow**

Lay back and enjoy a relaxing head and neck massage while the pillow releases an endless cascade of water over your neck and shoulders without splashing or spraying water.

**Acrylic Options**

Porcelain



Platinum



Silver Pearl



Monaco



Midnight

**ProFinish® Cabinetry**

Modern Hardwood



Smoked Ebony



Brushed Gray

**Standard Features**

Jacuzzi® PowerPro® Jets  
Specialty Jacuzzi® PowerPro® BX and FX-L Jets  
HydroSoothe® Massage Pillow  
Illuminated Waterfall  
4-Stage Filtration System  
CLEARARRAY® Active Oxygen® System  
CLEARARRAY® On-demand  
ProStream™ Filtration Pump  
Floating Proplymer Foundation  
ProFinish® Cabinetry  
Tool-Free Cabinetry  
ProLast™ Cover in Black  
ProLite™ LED Lighting  
Illuminated Cup Holders  
Illuminated Control Panel

**Optional Features**

SmartTub® System Compatible  
ProClarity® Polishing Filter  
ProLast™ Extreme Cover  
SmartSeal™ Insulation  
BLUEWAVE® Stereo, Premium Speakers/Amplified Sub-Woofer



### J-200™ Collection

Pleasing aesthetics, rejuvenating hydromassage and legendary comfort is what Jacuzzi is famous for, and it sets the foundation for our most affordable hot tubs. Take a seat and enjoy the view from this warm water escape.









Model  
**J-285™**

Seats <b>6-7</b>	Dimensions* <b>Inches</b> 89x89x36	Electrical <b>240VAC 60Hz</b> 40A/50A/60A
	<b>Centimeters</b> 226x226x91	<b>230VAC 50Hz</b> 20A/30A/40A
Dry Wt. <b>777 lbs.</b> (352 kg.)	Total Filled Wt. <b>4,905 lbs.</b> (2,225 kg.)	Avg Spa Vol. <b>365 US Gal.</b> (1,382 L)
Jets <b>42</b>		



Model  
**J-275™**

Seats <b>6</b> Lounge	Dimensions* <b>Inches</b> 89x89x36	Electrical <b>240VAC 60Hz</b> 40A/50A/60A
	<b>Centimeters</b> 226x226x91	<b>230VAC 50Hz</b> 20A/30A/40A
Dry Wt. <b>774 lbs.</b> (351 kg.)	Total Filled Wt. <b>4,861 lbs.</b> (2,205 kg.)	Avg Spa Vol. <b>360 US Gal.</b> (1,363 L)
Jets <b>38</b>		

\*All hot tub dimensions are shown in: L x W x H.





Model  
**J-245™**

Seats <b>6-7</b>	Dimensions*	Electrical
	Inches <b>84x84x36</b>	<b>240VAC 60Hz 40A/50A/60A</b>
	Centimeters <b>213x213x91</b>	<b>230VAC 50Hz 20A/30A/40A</b>
Dry Wt. <b>717 lbs. (325 kg.)</b>	Total Filled Wt. <b>4,345 lbs. (1,971 kg.)</b>	Avg Spa Vol. <b>320 US Gal. (1,211 L)</b>
Jets <b>36</b>		



Model  
**J-235™**

Seats <b>6 Lounge</b>	Dimensions*	Electrical
	Inches <b>84x84x36</b>	<b>240VAC 60Hz 40A/50A/60A</b>
	Centimeters <b>213x213x91</b>	<b>230VAC 50Hz 20A/30A/40A</b>
Dry Wt. <b>726 lbs. (329 kg.)</b>	Total Filled Wt. <b>4,229 lbs. (1,918 kg.)</b>	Avg Spa Vol. <b>305 US Gal. (1,155 L)</b>
Jets <b>34</b>		



Model  
**J-225™**

Seats  
**4-5**



Dry Wt.  
**619 lbs.**  
(281 kg.)

Dimensions\*  
**Inches**  
80x80x33  
  
**Centimeters**  
203x203x84

Total Filled Wt.  
**3,805 lbs.**  
(1,726 kg.)

Electrical  
**120VAC 60Hz**  
**15A**  
or  
**240VAC 60Hz**  
**30A/40A**  
**230VAC 50Hz**  
**20A/30A**

Avg Spa Vol.  
**280 US Gal.**  
(1,060 L)

Jets  
**26**



Model  
**J-215™**

Seats  
**2-3**  
**Lounge**



Dry Wt.  
**517 lbs.**  
(235 kg.)

Dimensions\*  
**Inches**  
69x80x32  
  
**Centimeters**  
175x193x84

Total Filled Wt.  
**2,936 lbs.**  
(1,332 kg.)

Electrical  
**120VAC 60Hz**  
**15A**  
or  
**240VAC 60Hz**  
**30A/40A**  
**230VAC 50Hz**  
**20A/30A**

Avg Spa Vol.  
**205 US Gal.**  
(776 L)

Jets  
**21**

\*All hot tub dimensions are shown in: L x W x H.



**Tool-Free Cabinetry**

Distinctive styling. Durable construction. With integrated exterior LED lighting and tool-free access for ease of use.

**Backlit Headrest**

Add visual flair at the touch of a button when you activate the multi-colored LED backlit headrests.

**Acrylic Options**

Porcelain



Platinum



Silver Pearl



Monaco



Midnight

**Cabinetry**

Charcoal



Smoke

**Standard Features**

Proprietary Jets with Stainless Steel Accent  
Comfortable Backlit Headrests  
3-Stage Filtration System  
CLEARARRAY® UV-C System  
Patented ProClassic™ 50 sq ft Filter with ProCatch™ Filter Bag  
Tool-Free Cabinetry  
Multi-Colored LED Lighting  
Exterior Lighting  
Built-In Drink Holders  
ProLast™ Cover in Black

**Optional Features**

SmartTub® System Compatible  
ProLast™ Extreme Cover

### This is what you've been waiting for


We've worked hard to make choosing your new hot tub easy, by offering a line of spas for every backyard style and budget. No matter what collection you decide on, our focus on quality and design will ensure you enjoy your hot tub for years to come.


Standard

Optional

	J-LX® Collection	J-400™ Collection	J-300™ Collection	J-200™ Collection
IR + Red Light Therapy	<input type="checkbox"/>			
Jacuzzi® PowerPro® Jets	<input type="checkbox"/>	<input type="checkbox"/>	<input type="checkbox"/>	
Individual Seat Air Control	<input type="checkbox"/>	<input type="checkbox"/>	<input type="checkbox"/>	
Illuminated Waterfall	<input type="checkbox"/>	<input type="checkbox"/>	<input type="checkbox"/>	
Headrests	<input type="checkbox"/>	<input type="checkbox"/>	<input type="checkbox"/>	<input type="checkbox"/>
5-Stage ProClarity® Filtration System	<input type="checkbox"/>	<input type="checkbox"/>		
ProClear® Filter	<input type="checkbox"/>	<input type="checkbox"/>	<input type="checkbox"/>	<input type="checkbox"/>
CLEARARRAY Active Oxygen® + CLEARARRAY® On-demand	<input type="checkbox"/>	<input type="checkbox"/>	<input type="checkbox"/>	
ProStream™ Filtration Pump	<input type="checkbox"/>	<input type="checkbox"/>	<input type="checkbox"/>	
Propolymer Foundation	<input type="checkbox"/>	<input type="checkbox"/>	<input type="checkbox"/>	
SmartSeal™ Insulation	<input type="checkbox"/>	<input type="checkbox"/>	<input type="checkbox"/>	
Tool-Free Cabinetry	<input type="checkbox"/>	<input type="checkbox"/>	<input type="checkbox"/>	<input type="checkbox"/>
Interior Lighting	<input type="checkbox"/>	<input type="checkbox"/>	<input type="checkbox"/>	<input type="checkbox"/>
Exterior Lighting	<input type="checkbox"/>	<input type="checkbox"/>	<input type="checkbox"/>	<input type="checkbox"/>
Drink Holders	<input type="checkbox"/>	<input type="checkbox"/>	<input type="checkbox"/>	<input type="checkbox"/>
ProLast™ Cover	<input type="checkbox"/>	<input type="checkbox"/>	<input type="checkbox"/>	<input type="checkbox"/>
Touch Screen Controls	<input type="checkbox"/>	<input type="checkbox"/>		
SmartTub® System	<input type="checkbox"/>	<input type="checkbox"/>	<input type="checkbox"/>	<input type="checkbox"/>
BLUEWAVE® Stereo		<input type="checkbox"/>	<input type="checkbox"/>	
Warranty Coverage (Years)				
Shell Structure	10	10	10	5
Shell Surface	7	7	7	3
Equipment, Controls & Plumbing	5	5	5	3
Cabinet	5	5	5	1









Feel yourself transformed

Immerse yourself  
in the experience that made us a household name.

Feel a weight lift  
at the mere thought of warm, bubbling water.

Let stress wash away as you step in.  
Emerge rejuvenated to take on the day.  
And let the long-lasting refreshing energy transform  
your body and mind.

UNDO®

From the beginning, Jacuzzi has been committed to building a better world through healing and transformation. To that end, we have established high-level commitments that support our vision of promoting lifelong well-being through sustainable innovation.

Jacuzzi®  
Annual Report



SCIENCE  
BASED  
TARGETS



Jacuzzi.com  
17872 Gillette Ave. #300  
Irvine CA 92614

©2023 Jacuzzi Hot Tubs. All rights reserved. Jacuzzi® is a registered trademark of Jacuzzi Inc. used with permission. All other brands, product names, company names, trade names, trademarks and service marks used are the property of their respective owners. Jacuzzi Hot Tubs may make product modifications and enhancements. Specifications may change without notice. International products may be configured differently to meet local electrical requirements. Dimensions are approximate. Manufactured under one or more United States patent numbers. Other patents may apply.

Part No: 2890-043L  
08/23



MIX  
Paper from  
responsible sources  
FSC® C103525

